


Mono 12

Manual 2022

visplay

play it smart



Mono 12 is a versatile single point support system that lends structure to walls through creative layout options. The unobtrusive holders (inner diameter 12 mm) are easily installed in wall panels and used with diverse merchandise supports and fittings, which are simply hooked into place. Once inserted, the merchandise supports are safely secured against twisting or unintentional removal with a catch. The holder is also available in the plastic version Mono 12 Q, which has a smaller outer diameter and is ideal for displaying lightweight merchandise.




Mono 12 holder set
for wooden panels



Mono 12 holder set
for glass panels

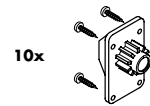
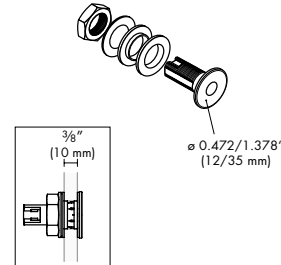
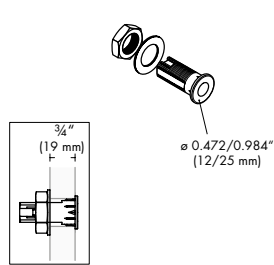


Mono 12 light holder set
for wooden panels



Dimensions

Dimensions are generally shown in inches (approximate) and millimeters (exact)



Characteristics

Max. weight load = 33.1 lbs per holder

- ⓘ Observe the assembly and operating instruction

Max. weight load = 22.0 lbs per holder

- ⓘ Observe the assembly and operating instruction

Plastic.

Max. weight load = 17.6 lbs per holder

- ⓘ Observe the assembly and operating instruction

Order number

chrome 979-448.01
silk 979-448.30

silk 979-449.30

silver 323-647.05

Set of 10 pcs, each with 4 screws.

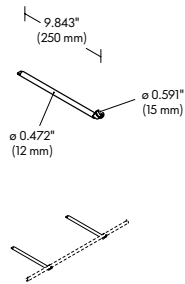
Front arm, straight Ø ½"



Max. weight load = 22.0 lbs

chrome	
6"	977-781.01
12"	977-782.01
silk	
6"	977-781.30
12"	977-782.30

Bracket Ø ½" for side hanging rail Ø 5/8"



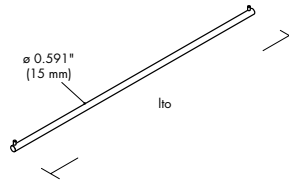

Coat-hangers can slide along the entire length of the side hanging rail.

Max. weight load = 22.0 lbs per bracket

chrome	
	987-939.01
silk	
	987-939.30

At least 2 brackets are required per hanging rail.

Side hanging rail Ø 5/8"

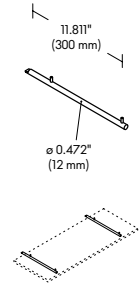



To be inserted into brackets for side hanging rail.

chrome	
l to 20-96"	906-329.01
silk	
l to 20-96"	906-329.30

20.472"-31" => 2 brackets
31"-47" => 3 brackets
47"-63" => 4 brackets
63"-96.260" => 5 brackets

Bracket Ø ½" for wooden or glass shelf



Max. weight load = 22.0 lbs per bracket

Max. display depth = 12.598"

- 🔍 Drawing no.: 286-613 Tempered glass shelf 8 mm
- 🔍 Drawing no.: 286-612 Wooden shelf

chrome	
	977-785.01
silk	
	977-785.30

At least 2 brackets are required per shelf. Shelf supports for glass shelf must be ordered separately.



Shelf support
for glass shelf




Plastic.
Are inserted on to pins of brackets for wooden and glass shelf, when using glass shelves.

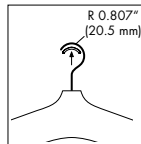
silver
979-446.05

Set of 4 pcs.

Sliss



100 x 



Prevents scratches on hanging rails and front arms in silk or stainless steel.
To clip into coat hanger hook (Ø 0.134" - 0.150" / Ø 3.4 - 3.8 mm).

transparent
929-449.02

Set of 100 pcs.

Standard surface finishes for basic system



silk



chrome

Standard surface finishes for merchandise supports



silk



chrome

ISO 9001 / ISO 14001

The safety of Visplay products is continuously monitored by external testing institutes, Intertek Germany and UL (Underwriters Laboratories Inc.).

For electrified systems, the CE marking confirms conformity with the relevant directives.

All processes in our company are subject to a comprehensive management system which corresponds with the ISO 9001 quality standard and the ISO 14001 environment standard.

Copyright ©

All products by Visplay and their names are protected by intellectual property rights. This protection is valid for the basic system along with the merchandise supports and accessories.

In the event of infringement, Visplay reserves the right to take legal steps.

- Our general conditions of delivery and sale are valid for all orders.
- We reserve the right to make technical and formal alterations.



Dimensions are generally shown in inches (approximate) and millimetres (exact).

lto = Length to order

hto = Height to order

cto = Colour to order

L = Length

A = Axis

H = Height

D = Depth

Delivery time

Please check delivery times with us.

Air freight

Items which are to be dispatched by air must not exceed a total length of 3 metres.

Drawings of wooden and glass shelves

Production drawings of shelves with the 6 digit part number are available for download in the product area and in the download centre at www.visplay.com or can be received on request.

Assembly and operating instructions

Special assembly and operating instructions exist for all products by Visplay in order to guarantee the functions and safety. These instructions contain important information e.g. maximum weight loads, assembly dimensions or information on the correct assembly and use. The respective assembly and operating instructions are included in the delivery of our systems. A general catalogue is also available on request for planning purposes. The assembly and operating instructions are available for download in the product area and in the download centre at www.visplay.com.

You can get in touch with us by email or by phone.
Contact details for our offices can be found here:
www.visplay.com/contact

visplay

www.visplay.com info@visplay.com