


# Area 13

Manual 2022

**visplay**


play it smart



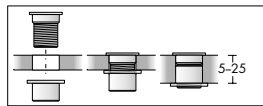
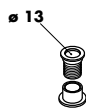
**Area 13** is a functional single point support system, ideal for displaying lightweight merchandise, such as footwear or accessories, on horizontal surfaces. The round Area 13 socket has an inner diameter of 13 mm and can be embedded in plinths, table tops and feature areas. Shelf supports and sign holders are then simply inserted. In addition to merchandise presentation, Area can also be used for brochure stands, information displays or price labels.



### Area 13 socket for wood



#### Dimensions



#### Characteristics

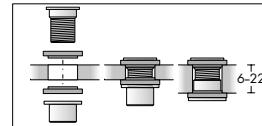

Permits the rotation of individual merchandise supports in steps of 90°.

- ⓘ Observe the assembly and operating instruction

#### Order number

chrome	<b>963-344.01</b>
silk	⊙ <b>963-344.30</b>

### Area 13 socket for glass

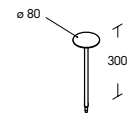


Permits the rotation of individual merchandise supports in steps of 90°.

- ⓘ Observe the assembly and operating instruction

silk	⊙ <b>963-363.30</b>
------	---------------------

### Shelf support for glass shelf



For glass shelf of max. Ø 350 mm.  
Freely positionable due to 360° rotation.

Is inserted in Area 13 socket.

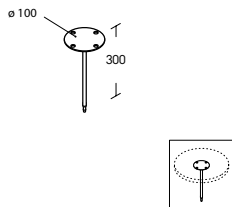
Glass shelves are bonded to the shelf supports.

Max. weight load = 7 kg

- 📄 Drawing no.:  
976-312 Glass shelf 8 mm

silk	<b>398-889.30</b>
300 mm	<b>398-889.30</b>
black steel duro	
300 mm	<b>398-889.26</b>

### Shelf support for wooden shelf

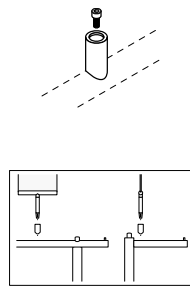


For wooden shelf of max. Ø 350 mm.  
Freely positionable due to 360° rotation.

Is inserted in Area 13 socket.  
Max. weight load = 7 kg

silk	
300 mm	⊙ <b>906-953.30</b>
black steel duro	
300 mm	<b>906-953.26</b>

### Sign holder socket



With 90° rotation.  
Is screwed to hanging rail or front arm  
Ø 25 mm.

chrome	
	<b>929-990.01</b>
silk	
	⊙ <b>929-990.30</b>
black steel duro	
	<b>929-990.26</b>

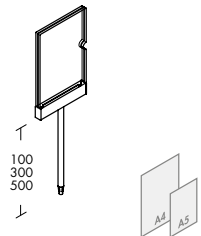

### Sign holder socket



With 90° rotation.  
Is screwed to flat surfaces.

chrome	
	<b>300-422.01</b>
silk	
	⊙ <b>300-422.30</b>
black steel duro	
	<b>300-422.26</b>

### Sign holder

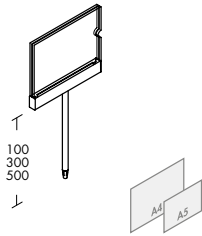



For vertical presentation. With 90° rotation.

chrome	
100 mm DIN A5	<b>308-694.01</b>
300 mm DIN A5	<b>308-730.01</b>
500 mm DIN A5	<b>308-731.01</b>
100 mm DIN A4	
300 mm DIN A4	<b>308-703.01</b>
500 mm DIN A4	<b>308-732.01</b>
500 mm DIN A4	
<b>308-733.01</b>	
bright silver mistral	
100 mm DIN A5	⊙ <b>308-694.66</b>
300 mm DIN A5	<b>308-730.66</b>
500 mm DIN A5	<b>308-731.66</b>
100 mm DIN A4	⊙ <b>308-703.66</b>
300 mm DIN A4	<b>308-732.66</b>
500 mm DIN A4	<b>308-733.66</b>
black steel duro	
100 mm DIN A5	<b>308-694.26</b>
300 mm DIN A5	<b>308-730.26</b>
500 mm DIN A5	<b>308-731.26</b>
100 mm DIN A4	<b>308-703.26</b>
300 mm DIN A4	<b>308-732.26</b>
500 mm DIN A4	<b>308-733.26</b>

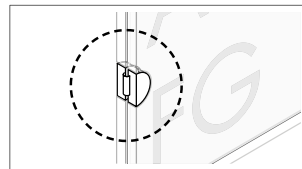


### Sign holder



For horizontal presentation. With 90° rotation.

### Universal magnetic holder



For positioning and securing the sign.

chrome	
100 mm DIN A5	<b>308-698.01</b>
300 mm DIN A5	<b>308-734.01</b>
500 mm DIN A5	<b>308-735.01</b>
100 mm DIN A4	<b>308-708.01</b>
300 mm DIN A4	<b>308-736.01</b>
500 mm DIN A4	<b>308-737.01</b>
bright silver mistral	
100 mm DIN A5	⊙ <b>308-698.66</b>
300 mm DIN A5	<b>308-734.66</b>
500 mm DIN A5	<b>308-735.66</b>
100 mm DIN A4	⊙ <b>308-708.66</b>
300 mm DIN A4	<b>308-736.66</b>
500 mm DIN A4	<b>308-737.66</b>
black steel duro	
100 mm DIN A5	<b>308-698.26</b>
300 mm DIN A5	<b>308-734.26</b>
500 mm DIN A5	<b>308-735.26</b>
100 mm DIN A4	<b>308-708.26</b>
300 mm DIN A4	<b>308-736.26</b>
500 mm DIN A4	<b>308-737.26</b>

silver	<b>981-939.05</b>
--------	-------------------

### Standard surface finishes for basic system



silk



chrome

### Standard surface finishes for merchandise supports



silk



chrome



black steel duro\*

\* Duro surface finishes are ideal for all systems, products and supports that are subject to heavy wear.

## ISO 9001 / ISO 14001

The safety of Visplay products is continuously monitored by external testing institutes, Intertek Germany and UL (Underwriters Laboratories Inc.).

For electrified systems, the CE marking confirms conformity with the relevant directives.

All processes in our company are subject to a comprehensive management system which corresponds with the ISO 9001 quality standard and the ISO 14001 environment standard.

### Copyright ©

All products by Visplay and their names are protected by intellectual property rights. This protection is valid for the basic system along with the merchandise supports and accessories.

In the event of infringement, Visplay reserves the right to take legal steps.

- Our general conditions of delivery and sale are valid for all orders.
- We reserve the right to make technical and formal alterations.



All dimensions are given in millimetres.

---

**lto** = Length to order

---

**hto** = Height to order

---

**cto** = Colour to order

---

**L** = Length

---

**A** = Axis

---

**H** = Height

---

**T** = Depth

### Quick delivery program

The following symbols which appear on the left-hand side near the part number indicate the delivery time for each individual item:

- = Delivery time: up to 5 working days ex works Weil am Rhein, Germany
- ⊙ = Delivery time: up to 10 working days ex works Weil am Rhein, Germany

All other items on request.

Longer delivery times may occur in the event of exceptionally strong demand.

### Air freight

Items which are to be dispatched by air must not exceed a total length of 3 metres.

### 📄 Drawings of wooden and glass shelves

Production drawings of shelves with the 6 digit part number are available for download in the product area and in the download centre at [www.visplay.com](http://www.visplay.com) or can be received on request.

### 📖 Assembly and operating instructions

Special assembly and operating instructions exist for all products by Visplay in order to guarantee the functions and safety. These instructions contain important information e.g. maximum weight loads, assembly dimensions or information on the correct assembly and use. The respective assembly and operating instructions are included in the delivery of our systems. A general catalogue is also available on request for planning purposes. The assembly and operating instructions are available for download in the product area and in the download centre at [www.visplay.com](http://www.visplay.com).

You can get in touch with us by email or by phone.  
Contact details for our offices can be found here:  
**[www.visplay.com/contact](http://www.visplay.com/contact)**

**visplay**

[www.visplay.com](http://www.visplay.com) [info@visplay.com](mailto:info@visplay.com)